

# The Industrial Symphony:

## Bridging the Gap Between Musical Harmony and Electrical Noise

Exploring the Critical Intersection of Power Quality, Frequency Integrity, and ABB VFD Harmonic Mitigation.

### PART 1: THE LAYMAN'S GUIDE

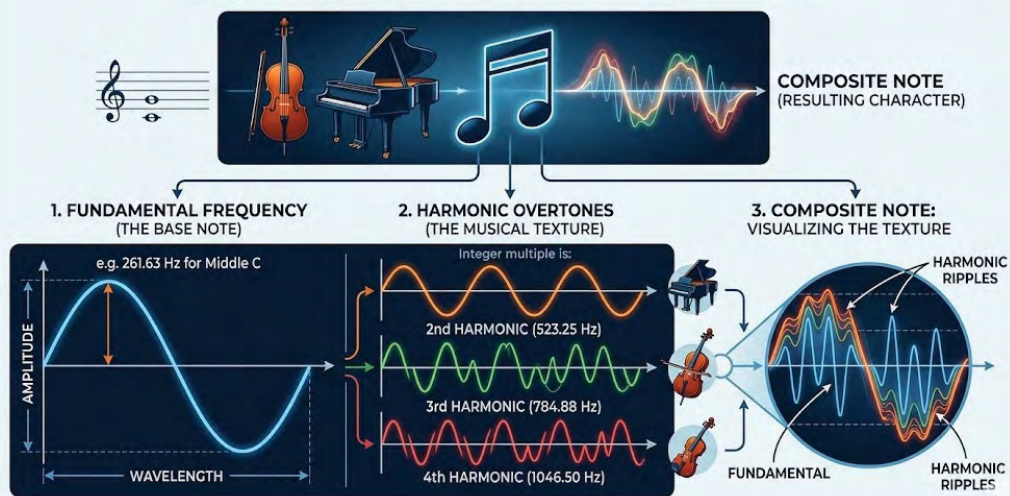
#### THE HARMONY OF NOISE

##### The Fingerprint of Sound: Why Chords Matter

In acoustics, we rarely hear a "pure" tone. A tuning fork might produce a single, sterile sine wave, but a piano or a human voice creates something much more complex. When you strike a key on a piano, you aren't just creating one frequency. You are creating a fundamental note accompanied by a series of harmonics.

These harmonics are higher frequencies that vibrate in mathematical proportion to the main note. They provide "timbre" or the unique fingerprint of a sound. It is why a "C" note on a saxophone sounds rich and brassy, while the same "C" on a flute sounds pure and airy. As humans, we crave this variety. We love the "slightly unexpected" overtones that make a chord sound full. In music, more frequencies usually mean more beauty.

THE ANATOMY OF A MUSICAL NOTE: Illustration 1.1



\* Part 1: The Harmony of Noise - Project: From Enjoying Music to Understanding the Harm Electrical Harmonics Cause.

## The Radio Analogy: The Signal-to-Noise Ratio (SNR)

Imagine you are listening to your favorite radio station. The broadcast you want to hear is the Signal. The crackling hiss you hear as you move away from the transmitter is the Noise. Every listener has a "tolerance threshold." You might accept 2% static and keep listening. But when that static reaches 20% or 30%, the music becomes garbled and the melody is lost.

Your industrial equipment—motors, pumps, and fans—is a very picky "listener." It is tuned to hear exactly 60Hz. In electricity, harmonics are the "static" on the line. When the ratio of noise to signal gets too high (Total Harmonic Distortion or THD), your equipment reaches its limit and fails.

### The "Station Change" Threshold

Just as you wouldn't listen to a radio station that was 50% static, a motor cannot "listen" to a power signal that is 15% distorted. While you might just get a headache from the radio, the motor gets a "fever"—it physically heats up until the insulation fails.

# PART 2: THE ENGINEERING DEPTH

## THE PHYSICS OF DISTORTION

### The Grid as an Information Network

In advanced electrical engineering, the power grid is viewed as a massive network designed to share a single piece of "information": a 60Hz sine wave. Every motor, transformer, and protective relay is a "receiver" tuned precisely to this frequency. When we introduce other frequencies, we are injecting "false data" into the network.

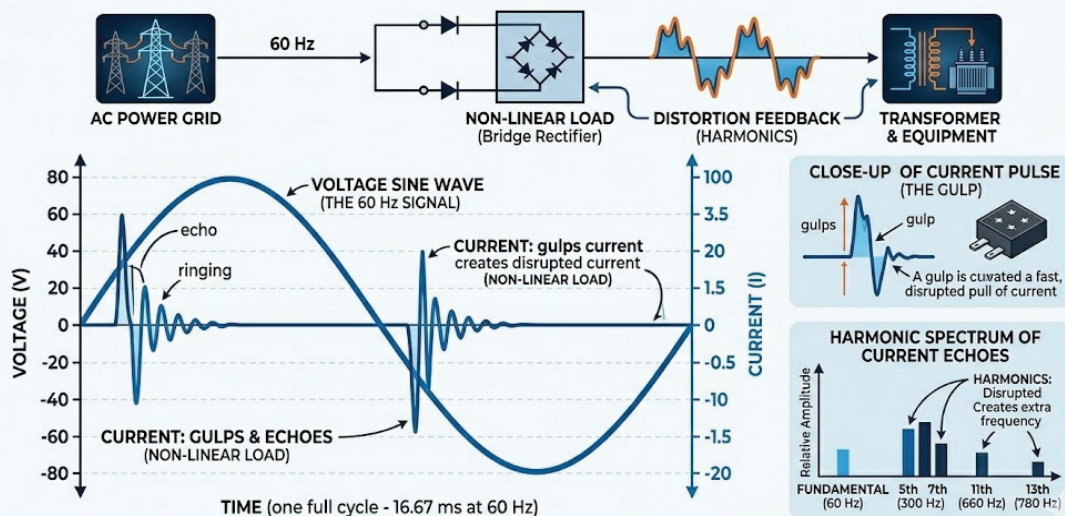
These false signals, known as harmonics, are integer multiples of the fundamental (e.g., the 3rd harmonic at 180Hz, or the 5th at 300Hz). This "information corruption" forces equipment to react to signals it was never designed to process.

### Non-Linear Loads: The Source of the Echo

In the past, loads were "linear"—they pulled current in a smooth, continuous wave. Today's industrial landscape is dominated by Non-Linear Loads, such as Variable Frequency Drives (VFDs) and power supplies. These devices use bridge rectifiers that do not breathe in current smoothly; they "gulp" it in sharp pulses at the peaks of the voltage wave.

These rapid "gulps" cause a disruption in the smooth flow of electricity, creating a ringing or echoing effect that reflects back into the power system. In engineering terms, these echoes are the harmonics that distort the voltage waveform for every other "listener" on the network.

Illustration 2.1: The Current Gulp (Non-Linear Loading)



\* Part 2: The Physics of Distortion - Technical Context: From Enjoying Music to Understanding the Harm Electrical Harmonics Cause.

## Transformers as Fine-Tuned Instruments

Transformers are inductive devices engineered for the specific magnetic flux of a 60Hz wave. When higher-frequency harmonics (like the 5th or 7th) hit a transformer, the core steel experiences significantly higher magnetic losses due to eddy currents and hysteresis.

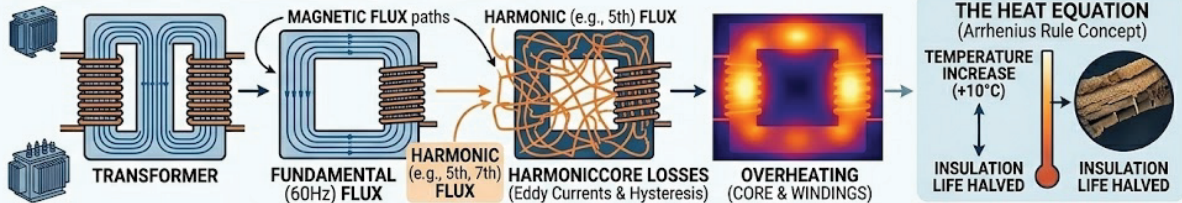
## Mechanical Discord: The 5th Harmonic Tug-of-War

In an AC induction motor, harmonics create competing magnetic fields. While the 7th harmonic tries to pull the motor forward faster, the 5th harmonic (300Hz) creates a negative sequence torque. Essentially, the 5th harmonic is trying to pull the motor backward while the fundamental 60Hz pushes it forward.

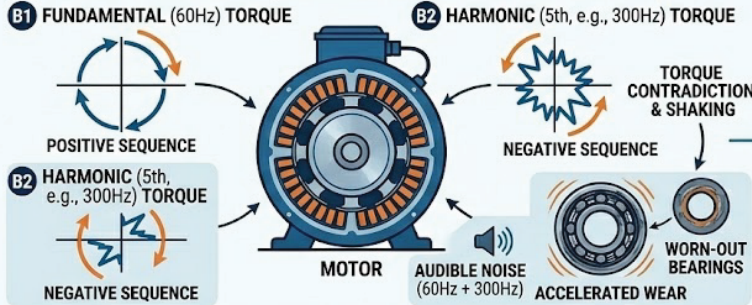
This creates a mechanical tug-of-war known as Torque Pulsation. The result is audible noise, excessive physical vibration, and accelerated bearing wear. It is the literal sound of your infrastructure struggling against the "false information" of distorted power.

### Illustration 2.2: EFFECTS OF THE GULP: THERMAL & MECHANICAL STRESS

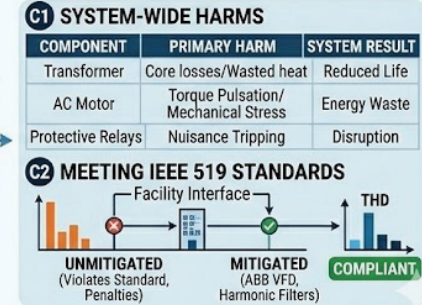
#### PANEL A: TRANSFORMER THERMAL DEGRADATION



#### PANEL B: AC MOTOR TORQUE CONTRADICTION & PULSATION



#### PANEL C: SYSTEM SUMMARY & COMPLIANCE



\* Part 2: The Physics of Distortion - Technical Context: From Enjoying Music to Understanding the Harm Electrical Harmonics Cause.

## Strategic Mitigation: The ABB VFD Solution

Managing harmonics is a requirement for meeting IEEE 519 standards and avoiding utility penalties. High-performance ABB VFDs are engineered with advanced mitigation technology, such as swinging chokes or Ultra-Low Harmonic (ULH) active front ends. These features smooth out the "current gulps," ensuring that your facility doesn't pollute its own information network.

### Restore Harmony to Your Power Grid

Optimize efficiency and protect your assets with ABB VFD technology and harmonic mitigation solutions.